

# the SCOOP

Volume II, Issue I



January 2007

The January Meeting  
will be

**January 22, 2007**

Due to the Martin  
Luther King Holiday

### Inside this issue:

Seed Starting	2
January Garden Planning	2
Calendars	3
Special Points of Interest	3
Photo of the Month	4

**2007 Master Gardener  
Classes Start  
January 23**

**2007 Garden Basics  
Classes Start  
February 3**

## A NEW GENERATION OF PLANT LIGHTING

By: K. Smith

Gardening outside during the winter months in our part of Tennessee is almost out of the question. Granted, there will be a few days you will be able to get outside to spruce up your beds, rake left-over leaves, check your bushes and trees, etc.

In the meantime, however, you can start your search for new plants or replacement plants in the new gardening catalogs which will be arriving soon in your mailbox.

You can also start your seedlings for spring plantings. (See page 2) Doing so will require the proper lighting. New high-output lighting can improve your chance of success with your seedlings. With the availability of this new lighting, one can utilize spaces in the home for sprouting and propagating plants that here-to-fore were useless.

*THE DAILY NEWS JOURNAL*, a Murfreesboro, TN newspaper, recently published a very good article on high-output lighting. The article was written by Dean Fosdick for *THE ASSOCIATED PRESS*. I have summarized the article for an overview.

The newer high-output lighting is referred to as T-8 and T-5 fluorescents. They provide the correct color spectrum which plants need for their growing cycles. Full spectrum lighting is best for producing green-leafy growth, while the red-orange spectrum promotes flowering and fruiting.

Comparing the old T-12 grow lights to the new T-8 and T-5: the old T-12 has approximately 1,700 lumens; the T-8 has approximately 3,400; and the T-5

(Continued on page 2)

Master Gardeners of Rutherford County Web Site: <http://www.mastergardeners-rc.org>

### COMMITTEE ASSIGNMENTS for 2006

- Phone: Waites, Chair; Dallas, B.Jones, S. Lehto
- Community Projects: Anderson, Chair
- Speakers' Bureau: Richardson, Chair
- Refreshments: Fladung, Hollingsworth, Dill
- Special Events: B. Fedorowicz
- Historian: McCray
- Public Relations: Miller
- Web Site Coordinator: Ellis
- Newsletter: K. Smith, Editor

### PROJECTS 2006 Volunteers Needed

- Garden Basics 2007
- Fall Extravaganza 2007
- Brown Bag
- Diagnostic Clinics
- Senior Citizen Center
- Sam Davis Home in Smyrna
- Demonstration Garden
- Bellwood Elementary School Discovery Garden
- Grape Vines at Lane Agri-Park
- Orchard at Lane Agri-Park
- Rain Garden at MTSU

Earn Credit Hours toward Certification  
By Volunteering

(Continued from page 1)

has 5,000 lumens. The life of the T-12 bulb is approximately 10,000 hours compared to 40,000 hours for the T-8 bulb and 30,000 hours for the T-5. The newer bulbs are cooler and are smaller in diameter and have an enabled higher output. The newer lights are more expensive; however their length of life is longer.

Do your research to see which suit your particular growing needs. Ω

## SEED STARTING

FROM



**SEED STARTING:** Seeds are an inexpensive and satisfying way to start many houseplants, including asparagus fern, bromeliads, cacti, coleus, gloxinia, impatiens, and kalanchoe. But, because your plants won't be of display size for many months, you'll need patience.



1. Fill tray or pot with sterile medium, mist with water, then top with 1/4 inch of milled spangum moss. Press moss with a book. Sprinkle seeds across moss surface or into shallow rows.



2. Cover larger seeds with a sprinkling of moss. Pat small seeds into moss. Mist again. Cover tray with glass or plastic; place on heating pad or top of refrigerator. Place in light suggested on packet. Mist

when moss begins to dry.



3. Remove glass when seedlings pop through moss. Move seedlings to brighter light. Transplant when second set of leaves develop. Dig seedlings up gently, holding by one of the leaves, not the stem.



4. Give each seedling its own small pot, filled to within 1/2 inch of top with light soil. Firm the soil around the base of each stem, mak-

ing sure not to bury the leaves. Water immediately. Move plants steadily into brighter light. Ω

## JANUARY GARDEN PLANNING

From

The Garden Girls

- Design and plan your spring garden space, reviewing notes and photographs from previous year.
- On warm days, take a look at the bare bones of your garden structure. See where plants can be placed, which plants might need to be moved, and write down your thoughts and ideas for future reference when planting season begins.
- If your winter landscape is a bit dull, consider what plants you could add to make it more interesting. If you are thinking of adding to your landscape, make sure you use plants that can add interest in every season. Ω

### Special points of interest:


- **New officers** were elected at the December 2006 meeting.
- **Committees for 2007** will be appointed at the January 2007 meeting.
- **2007 Projects** will be announced at the January 2007 meeting.
- **2007 Membership Dues** were payable January 1, 2007.
- There were no minutes of the December Meeting as it was a social meeting.


MEETING CALENDAR FOR 2007			
MONTH	DAY	PROGRAM	REFRESHMENTS
January	22	Anthony Tuggle	Everyone bring finger food
February	19	TBA	Everyone bring finger food
March	19	TBA	Everyone bring finger food
April	16	In-House Speaker	<b>POT LUCK</b>
May	21	TBA	Everyone bring finger food
June	18	TBA	Everyone bring finger food



## EVENTS CALENDAR



January 2007						
Sun	Mon	Tue	Wed	Thu	Fri	Sat
		2	3	4	5	6
7	8	9	10	11	12	13
14	15	16	17	18	19	20
21	22 <i>Meeting</i>	23 <i>Mstr Gardener</i>	24	25	26	27
28	29	30 <i>Mstr Gardener</i>	31			

February 2007						
Sun	Mon	Tue	Wed	Thu	Fri	Sat
				1	2 	3 <i>Gar. Basics</i>
4	5	6 <i>Mstr Gardener</i>	7	8	9	10 <i>Gar. Basics</i>
11	12	13 <i>Mstr Gardener</i>	14	15	16	17 <i>Gar. Basics</i>
18	19 <i>Meeting</i>	20 <i>Mstr Gardener</i>	21	22	23	24 <i>Gar. Basics</i>
25	26	27 <i>Mstr Gardener</i>	28			3 <i>Gar. Basics</i>

March 2007						
Sun	Mon	Tue	Wed	Thu	Fri	Sat
				1	2	3 <i>Gar. Basics</i>
4	5	6 <i>Mstr Gardener</i>	7	8	9	10
11	12	13 <i>Mstr Gardener</i>	14	15	16	17
18	19 <i>Meeting</i>	20 <i>Mstr Gardener</i>	21	22	23	24
25	26	27 <i>Mstr Gardener</i>	28	29	30	31

- January 22 — MG of RC Monthly Meeting
- January 23 — Master Gardener Classes Begin
- February 3 — Garden Basics Classes Begin
- February 8-11 — Antiques & Garden Show— Convention Center Nashville
- February 19 — MG of RC Monthly Meeting
- March 19 — MG of RC Monthly Meeting

Directory Pictures  
 Will Be Made At The  
 January Meeting for  
 those who missed the  
 December Meeting.




Remember  
 Everyone brings  
 finger food for  
 refreshments.



## Featured Photos of the Month

### *Photos of the Month*



Winter Scene



Accent Fence for Emphasis

## VOLUNTEER FOR GARDEN BASICS 2007

### MASTER GARDENERS OF RUTHERFORD COUNTY

Lane Agri-Park  
315 John R. Rice Blvd.  
Murfreesboro, TN 37129  
Phone: 615-898-7710

Newsletter Editor:  
Email: ksmith555@bellsouth.net



Programs in agriculture and natural resources, 4-H youth development, family and consumer sciences and resource development. University of Tennessee Institute of Agriculture, U.S. Department of Agriculture, county governments cooperating, UT Extension, and Tennessee State University provide equal opportunities in programs and employment.

"*The SCOOP*" is the monthly newsletter of the Master Gardeners of Rutherford County, Tennessee and is published the first week of the month following the monthly meeting by email. Those members without email and who are not able to attend meetings may receive the newsletter by U.S. postal mail. The deadline for articles, pictures, events, etc. to be included in the newsletter is the third Friday of each month.

Meetings are held on the third Monday of each month at the Lane Agri-Park at 6:30 p.m., unless specified. Membership is \$25 for a single, or \$35 for a couple residing at the same address. All memberships are valid January through December and are prorated.

Memberships in the Master Gardeners of Rutherford County are open to those interested in learning, teaching, and volunteering for the purpose of educating the community in all phases of gardening.

PLEASE NOTE: MASTER GARDENER CERTIFICATION REQUIRES 40 HOURS OF TRAINING PLUS 40 HOURS OF VOLUNTEER SERVICE. RECERTIFICATION REQUIREMENTS ARE 25 VOLUNTEER HOURS, PLUS 8 HOURS OF CONTINUING EDUCATION PER YEAR. ATTENDANCE AT MEETINGS COUNTS AS 1.5 HOURS FOR CONTINUING EDUCATION AND 1.5 HOURS FOR ADMINISTRATION.